

Scaled data based on original data using
LM-79-08 Approved Method: Electrical and Photometric Measurements of Solid-
State Lighting Products

Test Report Prepared for
Cooper Lighting Solutions
(formerly Eaton)

Brand: STREETWORKS

Report Number: P530376

Luminaire Tested: **GLAN-SA5C-750-U-T3-GRSWH**

Issue Date: 5/27/2021

Test Information

Test Method: LM-79-08
Report Number: P530376
TEST IS SCALED FROM IESNA LM-79-08 TEST DATA (G3-2011-057-16)
Test Lab: INNOVATION CENTER
Issue Date: 5/27/2021
Manufacturer: COOPER LIGHTING SOLUTIONS (FORMERLY EATON)
Product Line: STREETWORKS
Catalog Number: GLAN-SA5C-750-U-T3-GRSWH
Description: GALLEON AREA AND ROADWAY LUMINAIRE
(5) 70 CRI, 5000K, 1050mA LIGHTSQUARES WITH 16 LEDS EACH AND TYPE III OPTICS WITH WHITE GLARE REDUCTION SHIELD
Light Source: -
Ballast/Driver: ELECTRONIC DRIVER

Summary

Lumens per Lamp: N/A
Luminaire Lumens: 30018 lumens
Efficiency: N/A
Efficacy: 111.6 lumens/watt
Luminous Opening: Rectangular (W 1.5' x L: 1' x H: 0')
IES Classification: Type II - Short
BUG Rating: B4 - U0 - G3

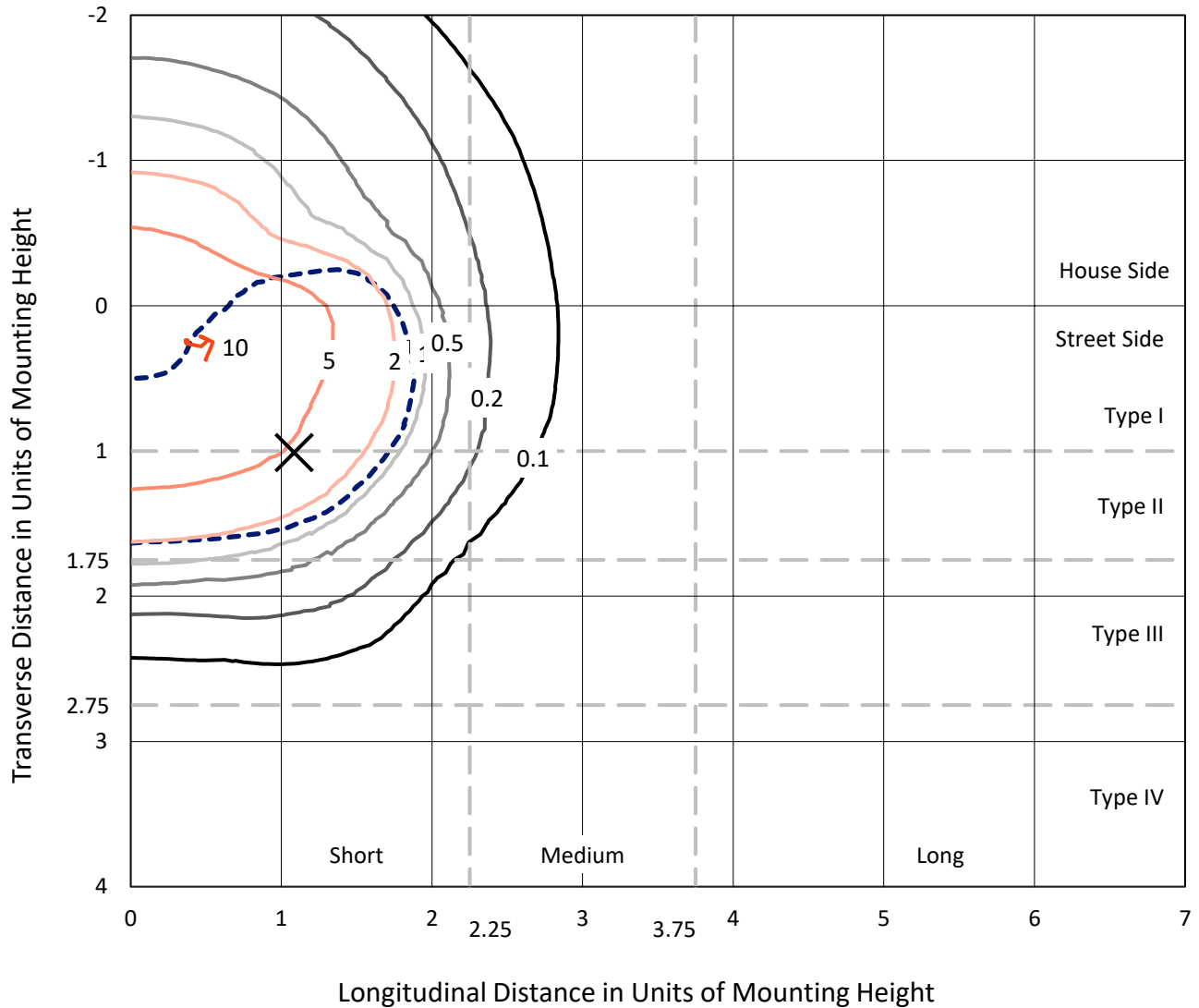
Input Watts (W): 269
Input Voltage (V): NR
Input Current (Ain): NR
Voltage Rise (V): NR
Power Factor: NR
Total Harmonic Distortion (THDi): NR
Frequency (hertz): 60
Stabilization Time: NR
Operation Time: NR
Ambient Temperature (°C): NR
Test Distance: 24 FT



REPORT NUMBER: P530376
 CATALOG NUMBER: GLAN-SA5C-750-U-T3-GRSWH

Iso-Footcandle Lines of Horizontal Illumination

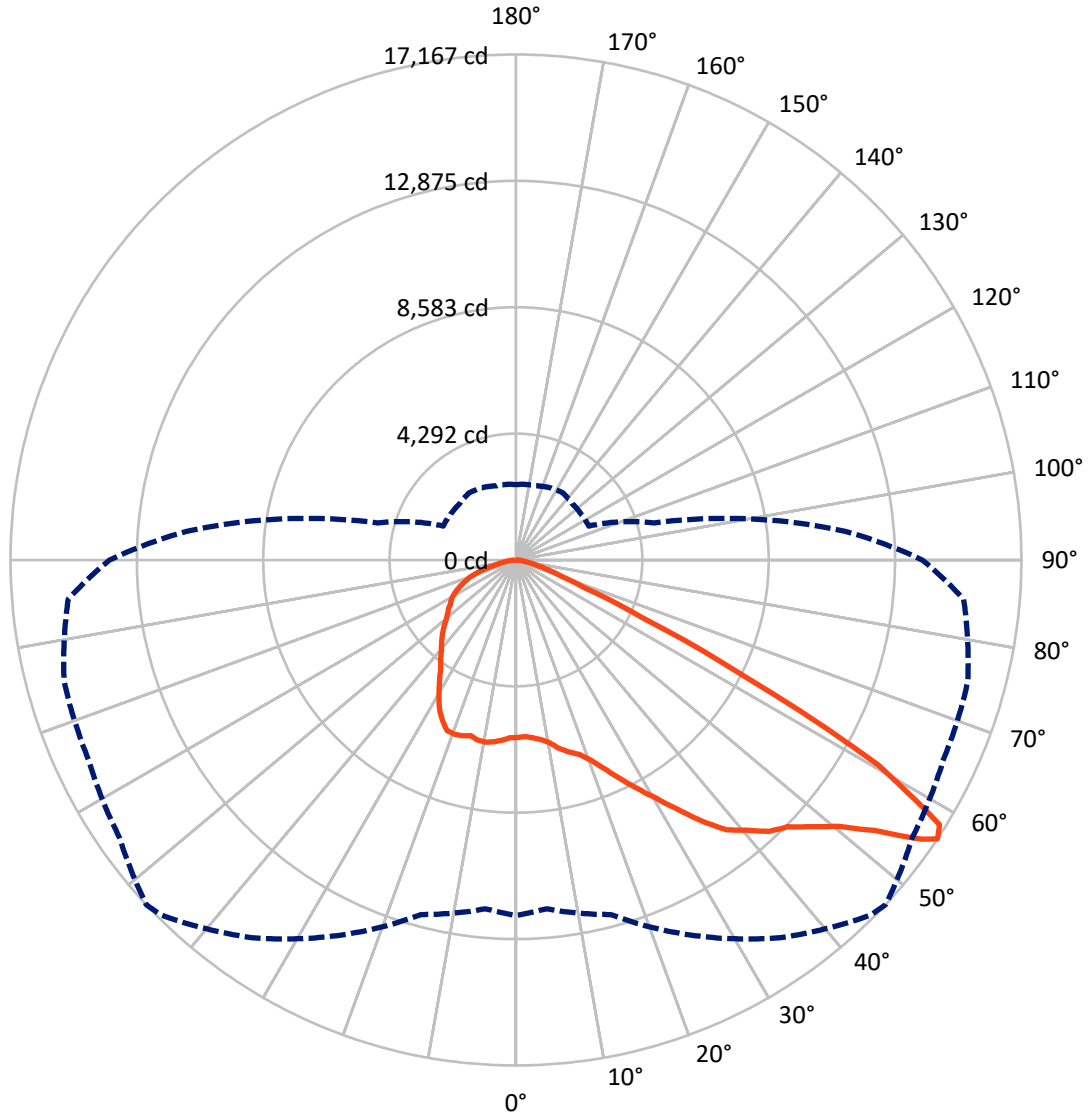
✕ Max cd
 - - - 1/2 Max cd



Based on 25 foot mounting height. Maximum calculated value = 10.1 fc
 Type II - Short - N/A

REPORT NUMBER: P530376
CATALOG NUMBER: GLAN-SA5C-750-U-T3-GRSWH

Luminous Intensity Polar Plot



— Vertical Plane Through 47-Deg Lateral - - - Horizontal Cone Through 56-Deg Vertical

REPORT NUMBER: P530376
 CATALOG NUMBER: GLAN-SA5C-750-U-T3-GRSWH

FLUX DISTRIBUTION:

		Downward	Upward	Total
House Side	Lumens	9512.3	0.0	9512.3
	% Fixture	31.7	0.0	31.7
Street Side	Lumens	20505.7	0.0	20505.7
	% Fixture	68.3	0.0	68.3
Total	Lumens	30018.0	0.0	30018.0
	% Fixture	100.0	0.0	100.0

ZONAL LUMENS:

Zone	Lumens	% Fixture
0°-10°	587.5	2.0
10°-20°	1853.3	6.2
20°-30°	3276.2	10.9
30°-40°	4920.7	16.4
40°-50°	6753.3	22.5
50°-60°	8045.6	26.8
60°-70°	3443.0	11.5
70°-80°	974.4	3.2
80°-90°	164.0	0.5
90°-100°	0.0	0.0
100°-110°	0.0	0.0
110°-120°	0.0	0.0
120°-130°	0.0	0.0
130°-140°	0.0	0.0
140°-150°	0.0	0.0
150°-160°	0.0	0.0
160°-170°	0.0	0.0
170°-180°	0.0	0.0
0°-90°	30018.0	100.0
0°-180°	30018.0	100.0

Coefficient of Utilization



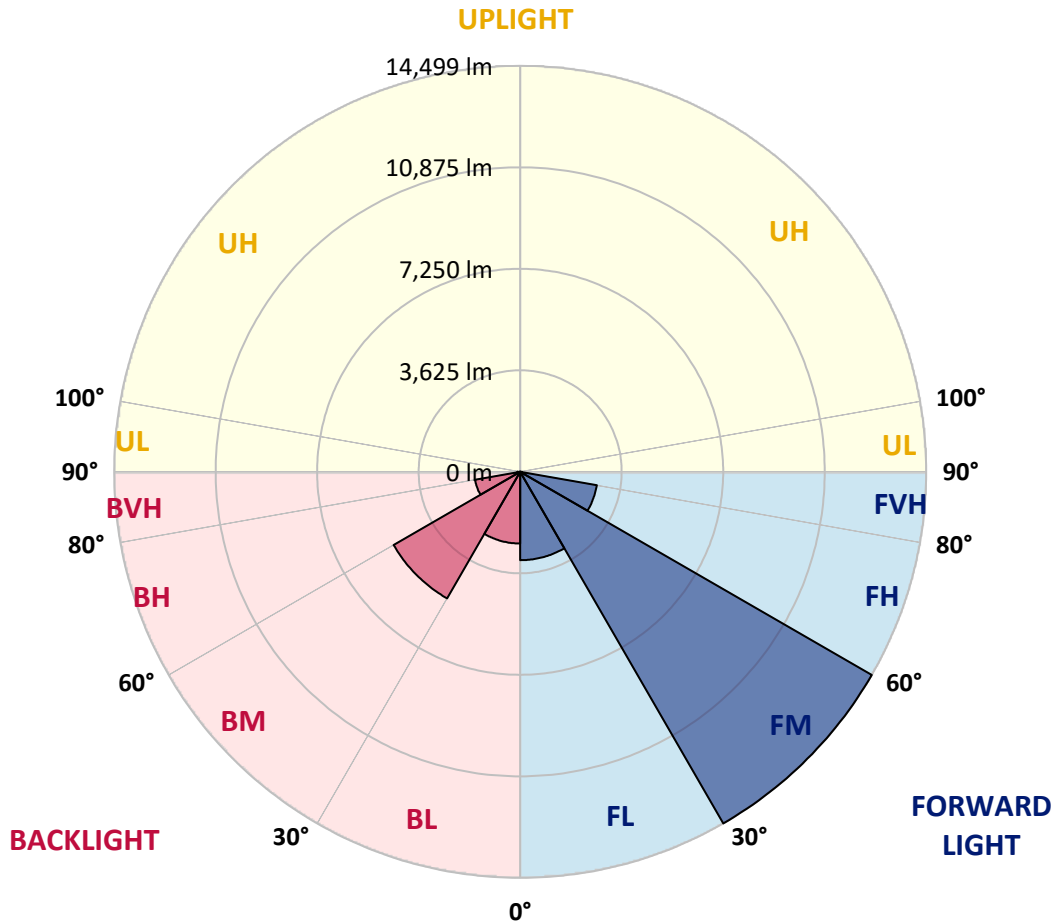
REPORT NUMBER: P530376
 CATALOG NUMBER: GLAN-SA5C-750-U-T3-GRSWH

LUMINAIRE CLASSIFICATION SYSTEM LUMEN TABLE AND BUG RATING:

Zone	Lumens	% Fixture	Zone Rating/Lumen Limit		
			B	U	G
FL (0°-30°)	3155.9	10.5			
FM (30°-60°)	14499.4	48.3			
FH (60°-80°)	2780.8	9.3			G2/5000
FVH (80°-90°)	69.6	0.2			G1/100
BL (0°-30°)	2561.1	8.5	B4/5000		
BM (30°-60°)	5220.2	17.4	B4/8500		
BH (60°-80°)	1636.6	5.5	B3/2500		G3/2500
BVH (80°-90°)	94.4	0.3			G1/100
UL (90°-100°)	0.0	0.0		U0/0	
UH (100°-180°)	0.0	0.0		U0/0	

BUG Rating: B4-U0-G3

Type II Short





REPORT NUMBER: P530376

CATALOG NUMBER: GLAN-SA5C-750-U-T3-GRSWH

CANDELA DISTRIBUTION (FULL):

	0°	5°	15°	25°	35°	45°	47°	55°	65°	75°	85°
0°	6029.7	6029.7	6029.7	6029.7	6029.7	6029.7	6029.7	6029.7	6029.7	6029.7	6029.7
2.5°	6006.7	5995.2	5987.6	6048.8	6025.9	6029.7	6006.7	6029.7	6045.0	6010.6	6060.3
5°	5995.2	6029.7	5999.1	6018.2	6068.0	6052.7	6068.0	6113.9	6102.4	6091.0	6075.6
7.5°	6102.4	6106.3	6129.2	6136.9	6152.2	6136.9	6159.9	6202.0	6190.5	6125.4	6133.1
10°	6255.6	6263.2	6267.1	6309.2	6336.0	6339.8	6313.0	6274.7	6270.9	6358.9	6297.7
12.5°	6431.7	6412.5	6458.5	6473.8	6504.4	6538.9	6573.3	6492.9	6542.7	6546.5	6473.8
15°	6688.2	6707.3	6653.7	6653.7	6665.2	6669.0	6764.8	6726.5	6718.8	6676.7	6707.3
17.5°	7071.0	6940.9	6937.0	6883.4	6875.8	6906.4	6940.9	6971.5	7074.9	6990.6	6826.0
20°	7350.5	7381.1	7270.1	7205.0	7216.5	7285.4	7251.0	7388.8	7461.5	7323.7	7162.9
22.5°	7844.4	7741.0	7767.8	7622.3	7633.8	7706.5	7702.7	7844.4	7886.5	7668.3	7434.7
25°	8177.4	8150.6	8173.6	8058.7	8074.1	8131.5	8223.4	8456.9	8388.0	8146.8	7607.0
27.5°	8663.6	8610.0	8590.9	8548.8	8533.5	8686.6	8793.8	9042.6	8992.9	8640.7	7913.3
30°	9161.3	9126.9	9146.0	8973.7	9035.0	9360.4	9391.0	9731.8	9708.8	9088.6	8254.0
32.5°	9505.9	9525.0	9559.5	9463.8	9735.6	9995.9	10099.3	10485.9	10505.1	9858.1	8912.5
35°	10061.0	9995.9	10015.1	10126.1	10252.4	10727.1	10895.6	11152.1	11312.9	10665.9	9544.2
37.5°	10409.4	10478.3	10397.9	10574.0	10903.2	11473.7	11626.8	11891.0	12059.4	11462.2	10405.5
40°	10953.0	10842.0	10899.4	11025.7	11362.6	12105.3	12063.2	12335.1	12388.6	12139.8	11209.5
42.5°	11538.7	11485.2	11404.8	11691.9	11975.2	12515.0	12599.2	12472.9	12744.7	12802.1	12358.0
45°	12239.3	12304.4	12315.9	12323.6	12572.4	13043.3	12928.5	12817.4	13131.4	13548.6	13070.1
47.5°	12890.2	12683.4	12832.7	13039.5	13391.7	13395.5	13529.5	13265.3	13598.4	13969.8	13713.3
50°	13108.4	13008.8	13207.9	13598.4	14142.0	14199.5	14214.8	13839.6	14011.9	14306.7	13935.3
52.5°	13024.2	12989.7	13498.9	14103.8	14900.1	15191.0	15267.6	14804.4	14900.1	14766.1	14425.3
55°	12622.2	12725.5	13238.6	14471.3	15692.5	16592.2	16737.7	16152.0	15543.2	15646.6	15271.4
56°	12070.9	11891.0	12465.2	14054.0	15658.1	17047.8	17166.5	16435.3	16021.8	15887.8	15263.8
57.5°	10240.9	10007.4	10761.6	12645.2	14789.0	16875.5	16963.6	16553.9	15941.4	15669.6	14149.7
60°	5995.2	6110.1	7067.2	8721.1	11408.6	13835.8	14130.6	14429.2	14019.5	12802.1	10531.9
62.5°	2894.3	2821.5	3506.8	4999.9	6952.3	8832.1	8744.0	9582.4	10041.9	9096.2	6649.9
65°	1516.0	1508.4	1914.2	2729.6	3820.7	4640.0	4720.4	5172.1	5803.8	4685.9	3376.6
67.5°	1114.1	1144.7	1347.6	1918.0	2457.8	2507.6	2496.1	2722.0	2783.2	2354.5	2075.0
70°	872.9	888.2	1037.5	1458.6	1830.0	1638.5	1604.1	1630.9	1810.8	1887.4	1795.5
72.5°	631.7	647.0	773.3	983.9	1144.7	1117.9	1140.9	1290.2	1512.2	1592.6	1496.9
75°	421.1	432.6	501.5	601.1	677.6	731.2	773.3	945.6	1152.3	1198.3	1152.3
77.5°	291.0	302.4	348.4	425.0	432.6	467.1	482.4	562.8	689.1	746.5	715.9
80°	164.6	164.6	187.6	218.2	268.0	313.9	321.6	386.7	444.1	482.4	490.0
82.5°	76.6	80.4	99.5	134.0	176.1	218.2	225.9	268.0	310.1	348.4	359.9
85°	38.3	42.1	57.4	80.4	107.2	130.2	126.3	130.2	137.8	130.2	134.0
87.5°	11.5	11.5	15.3	19.1	15.3	19.1	19.1	23.0	26.8	30.6	34.5
90°	0.0	0.0	0.0	0.0	0.0	0.0	0.0	0.0	0.0	0.0	0.0



REPORT NUMBER: P530376

CATALOG NUMBER: GLAN-SA5C-750-U-T3-GRSWH

CANDELA DISTRIBUTION (continued):

	90°	95°	105°	115°	125°	135°	145°	155°	165°	175°	180°
0°	6029.7	6029.7	6029.7	6029.7	6029.7	6029.7	6029.7	6029.7	6029.7	6029.7	6029.7
2.5°	6064.2	6075.6	5999.1	6071.8	6045.0	6041.2	6094.8	6087.1	6106.3	6098.6	6052.7
5°	6068.0	6041.2	6121.6	6048.8	6083.3	6156.0	6106.3	6221.1	6163.7	6202.0	6117.8
7.5°	6186.7	6194.3	6179.0	6209.6	6194.3	6228.8	6202.0	6228.8	6182.8	6186.7	6263.2
10°	6290.0	6267.1	6293.9	6255.6	6282.4	6270.9	6209.6	6190.5	6205.8	6186.7	6236.4
12.5°	6481.5	6439.3	6420.2	6374.3	6343.6	6228.8	6133.1	6079.5	6152.2	6163.7	6140.7
15°	6676.7	6680.5	6592.5	6489.1	6297.7	6125.4	6148.4	6167.5	6167.5	6198.2	6140.7
17.5°	6799.2	6799.2	6718.8	6512.1	6316.8	6217.3	6194.3	6133.1	6079.5	6071.8	6068.0
20°	7013.6	6948.5	6764.8	6508.3	6309.2	6263.2	6091.0	5945.5	5834.5	5796.2	5792.3
22.5°	7258.6	7094.0	6837.5	6515.9	6297.7	6232.6	5911.0	5692.8	5493.7	5409.5	5421.0
25°	7484.5	7220.3	6879.6	6481.5	6255.6	5941.7	5581.8	5279.3	5072.6	5003.7	4969.2
27.5°	7641.5	7354.3	6879.6	6512.1	6098.6	5616.2	5248.7	4862.0	4682.1	4636.2	4643.8
30°	7852.0	7522.8	6998.3	6447.0	5784.7	5195.1	4754.9	4502.2	4395.0	4356.7	4383.5
32.5°	8345.9	7963.0	7162.9	6290.0	5413.3	4774.0	4418.0	4276.3	4119.3	4042.8	4016.0
35°	8881.8	8380.3	7323.7	6025.9	4996.0	4391.2	4169.1	4038.9	3851.4	3767.1	3782.4
37.5°	9639.9	8916.3	7335.2	5589.4	4544.3	4176.8	3973.9	3771.0	3617.8	3487.7	3449.4
40°	10662.0	9647.5	7308.4	5130.0	4180.6	3924.1	3774.8	3522.1	3349.8	3258.0	3277.1
42.5°	11561.7	10505.1	7197.4	4609.4	3851.4	3751.8	3583.4	3334.5	3166.1	3070.4	3062.7
45°	12319.7	11136.8	6986.8	4165.3	3575.7	3560.4	3365.1	3173.7	3039.7	2951.7	2990.0
47.5°	13020.3	11645.9	6669.0	3721.2	3323.0	3353.7	3166.1	3047.4	2963.2	2882.8	2878.9
50°	13273.0	11638.3	6389.6	3353.7	3120.1	3104.8	3097.2	2970.8	2882.8	2813.9	2844.5
52.5°	13694.1	11768.5	6087.1	3101.0	2936.4	2940.2	2967.0	2875.1	2775.6	2733.5	2771.7
55°	14299.0	11787.6	5421.0	2806.2	2783.2	2810.0	2810.0	2748.8	2664.6	2630.1	2611.0
56°	13805.2	11217.2	4862.0	2729.6	2706.7	2706.7	2779.4	2710.5	2607.1	2580.3	2557.4
57.5°	12733.2	9827.5	4069.6	2637.8	2603.3	2656.9	2695.2	2622.4	2526.7	2488.4	2511.4
60°	8782.3	6649.9	3058.9	2438.7	2438.7	2526.7	2557.4	2450.2	2408.1	2404.2	2373.6
62.5°	5126.2	3874.3	2392.7	2258.7	2266.4	2339.1	2362.1	2300.9	2247.3	2312.3	2343.0
65°	2718.2	2312.3	2052.0	2067.3	2071.2	2128.6	2228.1	2224.3	2220.5	2239.6	2243.4
67.5°	1967.8	1921.8	1864.4	1849.1	1856.8	1898.9	1998.4	2075.0	2071.2	2025.2	1990.8
70°	1753.4	1688.3	1653.9	1657.7	1627.1	1676.8	1757.2	1807.0	1718.9	1665.3	1642.4
72.5°	1458.6	1439.5	1416.5	1420.3	1359.1	1347.6	1255.7	1255.7	1232.7	1217.4	1244.2
75°	1114.1	1106.4	1117.9	1098.7	1033.7	964.8	911.2	861.4	784.8	754.2	738.9
77.5°	704.4	727.4	754.2	712.1	685.3	635.5	581.9	532.1	470.9	436.4	436.4
80°	478.5	497.7	516.8	509.2	478.5	432.6	390.5	336.9	294.8	268.0	264.2
82.5°	363.7	379.0	405.8	375.2	344.6	306.3	271.8	233.5	195.2	164.6	164.6
85°	130.2	149.3	164.6	179.9	191.4	195.2	168.4	137.8	111.0	88.1	84.2
87.5°	34.5	38.3	42.1	38.3	38.3	38.3	42.1	38.3	34.5	26.8	26.8
90°	0.0	0.0	0.0	0.0	0.0	0.0	0.0	0.0	0.0	0.0	0.0

(END OF REPORT)